

*Marianas Grazing and Livestock Management Academy*  
**Range and Pasture Management 101:  
Grazing Animal Behavior**

*Mark S. Thorne, Ph.D.*

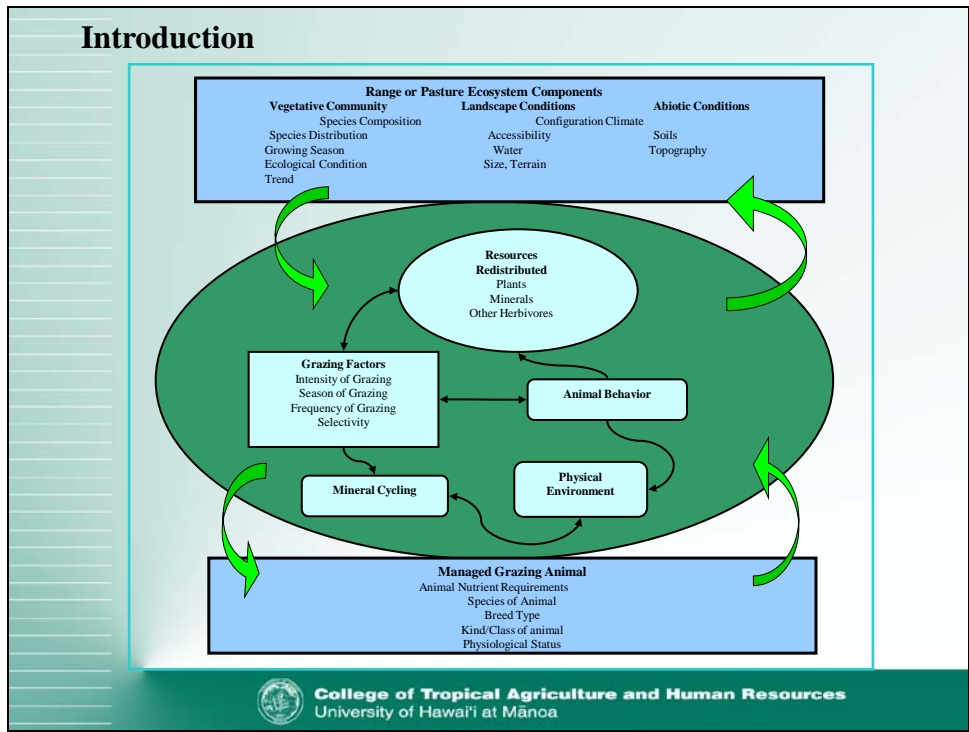
*University of Hawaii at Manoa - Cooperative Extension Service  
College of Tropical Agriculture and Human Resources*

*Funding Provided by:*

*USDA-National Institute of Food and Agriculture; Outreach and Assistance for Socially  
Disadvantaged Farmers and Ranchers - Grant # 2009-51200-19601*




**College of Tropical Agriculture and Human Resources**  
University of Hawai'i at Manoa



A successful grazing management plan requires a sound understanding of the effect the grazing animal exerts on the range or pasture ecosystem. The grazing animal exerts pressure on the range or pasture ecosystem through consumption and trampling of the plants, by their digestive processes, and by their movement across the landscape. Separation of this total influence into individual factors (Heady and Child 1994) increases understanding of the grazing impacts and promotes informed grazing management decisions. Managers who learn to manipulate the grazing factors listed in Figure 1 are typically the most successful at maintaining forage and animal production goals.


The goals and objectives of a successful range or pasture management plan are achieved only through two distinct methods of manipulation of the vegetative community: (1) by altering the grazing factors or (2) through range improvement practices. Range improvement practices include applications of seeds, fertilizers, or other improvements directly to the soil-vegetation complex. While these practices can be an important and effective tool for land managers, they are usually costly. For this reason they are usually reserved for drastically disturbed rangelands and pasturelands, where recovery from degradation would otherwise be too slow.



### Four Grazing Factors

A grazing animal *selects* for certain plants or parts and consumes them to a particular degree, resulting in a certain grazing *intensity*. This grazing event occurs during a specific *season* in the growth of the plant and may be *repeated* (frequency).

Grazing animals exert the various grazing impacts at the same time.

 College of Tropical Agriculture and Human Resources  
University of Hawai'i at Mānoa

#### ***Four grazing factors***

A grazing animal *selects* for certain plants or plant parts and consumes them to a particular degree, resulting in a certain grazing *intensity*. This grazing event occurs during a specific *season* in the growth of the plant and may be *repeated*. Each of these four factors—selectivity, intensity, season, and frequency (repeated grazing)—influences the growth and reproduction of the grazed plants differently. Inherently then, plant communities are influenced differently. Thus management of the animals can influence the vegetation of range and pasture systems by manipulating their relationship to the four grazing factors.

It is important to understand, however, that one grazing factor does not occur without the others. Grazing animals exert the various grazing impacts at the same time. For example, a cow tramples plants while grazing forages to a definite degree or intensity during a specific season (or period of growth for the plant). Thus, the grazing process and the resulting plant response is a dynamic interaction dependent on the composition of the plant community and the species of animal (determines animal behavior).

## Foraging Behavior

Different kinds (species) and classes (heifer, steer, lactating, growing, etc.) of grazing animals use range and pasture systems differently.



The foraging behavior of these different kinds and classes of animals determines how they move across the landscape and select different forages.

Foraging behavior is affected by factors that affect spatial choice and factors that affect forage species choice.



College of Tropical Agriculture and Human Resources  
University of Hawai'i at Mānoa

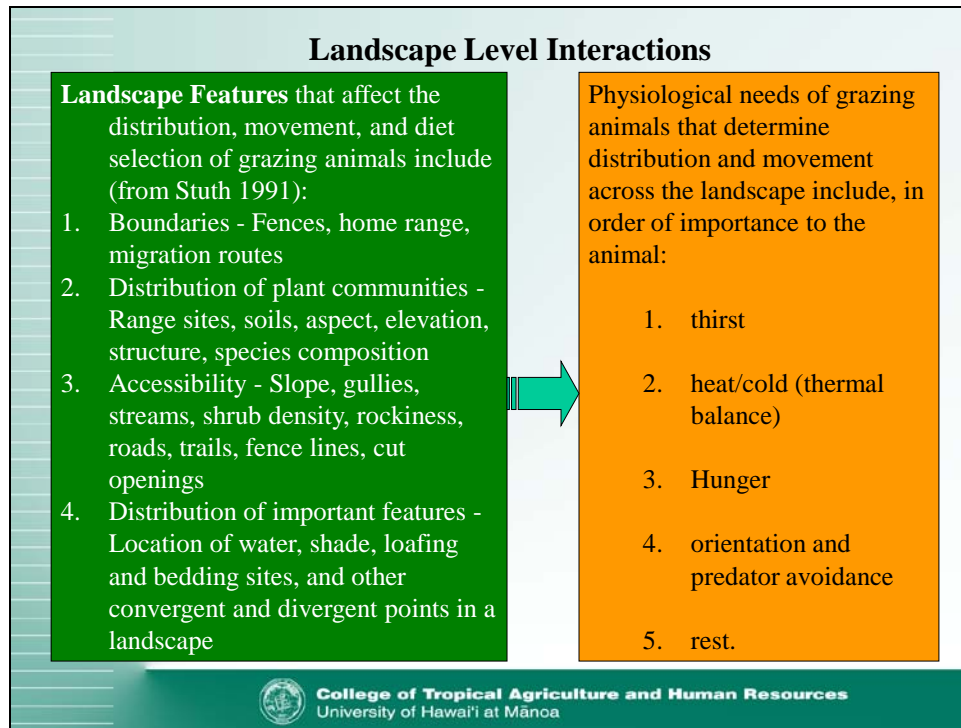
### Foraging behavior

Different kinds (species) and classes (heifer, steer, lactating, growing, etc.) of grazing animals utilize range and pasture systems differently. Specifically, the foraging behavior of a given kind or class of animal determines how it moves across the landscape and selects different forages. In the process of grazing, an animal progresses through levels of instinctive responses and behaviors that lead to the consumption of a plant (Stuth 1991). These instinctive responses and behaviors are driven by sensory cues and the physiological needs of the animal. These vary across the landscape and through time.

Factors that influence foraging behavior can be divided into two categories:

- 1) factors that affect spatial choice, and
- 2) factors that affect forage species choice.

Spatial choice is a function of landscape features, plant community characteristics, and grazing patch attributes.



#### **Landscape features**

Foraging behavior at the landscape level is primarily a function of physical and thermal features of the range or pasture system that influence animal distribution and movement.

Characteristics of the landscape that affect the distribution, movement, and diet selection of grazing animals include (from Stuth 1991):

1. Boundaries - Fences, home range, migration routes
2. Distribution of plant communities - Range sites, soils, aspect, elevation, structure, species composition
3. Accessibility - Slope, gullies, streams, shrub density, rockiness, roads, trails, fence lines, cut openings
4. Distribution of important features - Location of water, shade, loafing and bedding sites, and other convergent and divergent points in a landscape

The array of these features across the landscape influence how the grazing animal will utilize the range or pasture system as they seek to meet physiological needs. Physiological needs of grazing animals that determine distribution and movement across the landscape include, in order of importance to the animal:


1. thirst
2. heat/cold (thermal balance)
3. hunger
4. orientation and predator avoidance
5. rest.

The grazing animal must maintain water balance or die. Thus thirst is the most influential physiological need determining animal movement and distribution across the landscape. Large ungulates are "central place foragers"; that is, they have a home range that is centered on water. Cattle and sheep generally do not graze beyond 1 mile from water. Consequently, a distance between water sources of greater than 2 miles reduces grazing capacity by 50 percent. When calculating stocking rates in large pastures, managers must consider not only the spatial distribution of the herd in relation to all the water sources but also the frequency of drought. Stocking rates will need to be adjusted accordingly.

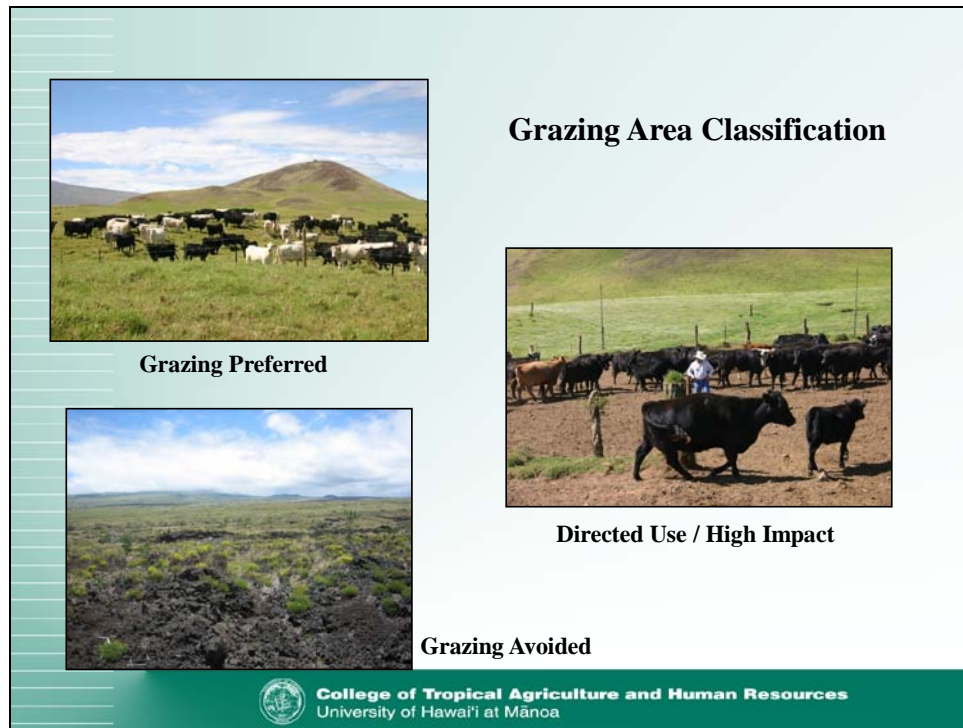
Maintaining a neutral thermal balance is a major physiological requirement for grazing animals and often takes precedence over alleviating hunger, especially when they are experiencing temperature extremes. Landscape features that provide relief from temperature extremes include trees for shade and riparian areas or gulches that provide protection from the wind. Animal thriftiness often suffers in areas where relief from temperature extremes is not available.

The final three physiological needs of the grazing animal are interrelated: mitigation of hunger (maintaining energy balance), orientation and predator avoidance, and rest. After grazing for some time, most ungulates move to loafing or bedding areas to ruminate and digest food. This will be in an area where the animal feels safe from predators or other threats. Animals generally graze first near their water and shelter areas and then move outward. The distance traveled while grazing is a function of their digestive (gut) capacity, potential harvest rate of forages encountered, grazing velocity, and level of hunger. These grazing patterns often produce rings of diminishing levels of forage utilization as distance from the water source or bedding ground increases.

<b>Plant Community Characteristics</b>	
<b>Attribute</b>	<b>Function affects</b>
• Soil moisture capacity -	• Forage supply and stability
• Species composition -	• Suitability/stability for general nutritional needs
• Plant frequency -	• Probability that animals encounter desirable forages; • number of dietary decisions the animal makes
• Abundance -	• Supply of nutrients
• Structure -	• Accessibility of forages species
• Continuity -	• Animal movement rate
• Size -	• Amount of search area available
• Aspect -	• Thermal characteristics of the site
• Orientation -	• Frequency of exposure to grazing (position relative to other areas that meet animals needs)


**College of Tropical Agriculture and Human Resources**  
 University of Hawai'i at Mānoa

A plant community is defined by their structural configuration, spatial arrangement, and plant species composition. Plant communities can be further divided into patches of more uniform groupings of species. The distribution of these patches influences the foraging behavior of the grazing animal within the plant community. Selection of a particular plant community by a grazing animal is largely a function of the site attributes that determine the animal's ability to harvest nutrients.



When considered in relation to grazing by livestock, plant communities can be divided into four categories:

- grazing-preferred,
- grazing-avoided,
- terrain-constrained (directed-use), and
- high-impact.

The bulk of the grazing animals' forage is derived from grazing-preferred sites, which have high occupancy-to-area ratios and high utilization-to-forage-mass ratios. Grazing-preferred sites typically have a greater density of high-quality forage species. This often results in slower grazing velocity and greater residence time relative to other grazing areas available to the animal. For these reasons, grazing-preferred sites can easily become overgrazed when management actions are not timely.

Grazing-avoided areas generally have low forage value, either because of the plant species composition or because they are not readily accessible.

Terrain-constrained (directed-use) sites generally have long occupancy time but low utilization levels, often despite abundant forage. These sites typically result from concentration of the herd in pasture corners or against gullies, hills, or roads.

Finally, high-impact grazing sites have low residence times relative to the area but have high utilization levels. High-impact sites develop along directional grazing paths such as trails to water and shelter areas.

## Foraging Behavior and Grazing Management



- The primary focus of a grazing management plan is to properly distribute the grazing impact across the pasture.
- This increases the quantity and quality of the forage available to the grazing animal and allows adequate recovery time for the forages between grazing events.

- Poor grazing distribution is a major problem confronting livestock managers.
- Determining the appropriate grazing management practice takes a thorough appreciation for the interaction between an animal's foraging behavior and factors that contribute to poor grazing distribution.



College of Tropical Agriculture and Human Resources  
University of Hawai'i at Mānoa





### **Foraging behavior and grazing management**


The primary focus of a grazing management plan is to properly distribute the grazing impact across the pasture. By doing this, managers increase the quantity and quality of the forage available to the grazing animal and allow adequate recovery time for the forages between grazing events.

Poor grazing distribution within pastures has been and continues to be a major problem confronting livestock managers. On most range and pasture systems, improvement will occur without reducing livestock numbers if practices that provide more uniform grazing are implemented. Determining the appropriate practices to implement takes a thorough appreciation for the interaction between an animal's foraging behavior and factors that contribute to poor grazing distribution.

## Foraging Behavior and Grazing Management

Factors that lead to poor grazing distribution are:

 <p style="text-align: center;">1. Distance to Water</p>	 <p style="text-align: center;">2. Rugged Topography</p>
 <p style="text-align: center;">3. Diverse Vegetation 4. Wrong Type of Livestock 5. Pests</p>	 <p style="text-align: center;">6. Weather</p>

 **College of Tropical Agriculture and Human Resources**  
University of Hawai'i at Mānoa

Factors that lead to poor grazing distribution are:

- distance to water,
- rugged topography,
- diverse vegetation,
- wrong type of livestock,
- pests, and
- weather.

## Improving Animal Distribution

### Steps to Improve Animal Distribution:

1. Change and/or increase the number of water sources
2. Increase the number of and/or change salt, mineral, and supplemental feed stations
3. Sub-divide large pastures with fence
4. Change the kind, class, or breed of grazing animal
5. Change the grazing system
6. Range improvements
7. Construct artificial features to provide shade or protection from wind.



College of Tropical Agriculture and Human Resources  
University of Hawai'i at Mānoa

Several factors can be used to improve livestock distribution, including :

- changing and/or increasing the number of water sources
- increasing the number of and/or changing salt, mineral, and supplemental feed stations
- Fencing
- changing the kind, class, or breed of grazing animal
- changing the grazing system
- range improvements
- construction of artificial features to provide shade or protection from wind.

## Improving Animal Distribution

### Steps to Improve Animal Distribution:

#### 1. Change and/or increase the number of water sources

- Poor water distribution = Poor livestock distribution
- Grazing utilization decreases with distance from water sources
- This results in zones of over-utilized pasture near water and under-utilized pasture away from water
- Distances between water points depend on terrain, type of animal and breed of livestock.
- Should not exceed 0.5 miles in rough country, 1 mile in rolling or hilly country and 2 miles in flat country
- A good rule of thumb: provide one water point for every 50 head of cattle or 300 sheep
- Carefully select the location, number, and distribution of new watering points relative to existing ones to improve animal distribution.



College of Tropical Agriculture and Human Resources  
University of Hawai'i at Manoa

### Water.

Poor distribution of water within the pasture is the primary cause of poor livestock distribution in most grazing systems. Grazing utilization tends to be highest near water sources and decreases with distance from water, resulting in zones of over-utilization nearby water and under-utilized pasture farther away. There is usually more under-utilized area in a pasture than over-utilized area.

Recommendations on distance between watering points depend on terrain, type of animal, and breed of livestock. Generally, distances should not exceed 0.5 mile in rough country, 1 mile in rolling or hilly country, and 2 miles in flat country. Also, the capacity of the water system (storage volume and recharge rate) must be adequate for the number of animals. Inadequate supply of water will lead to poor animal performance as they compete for water. For large pastures, a common rule of thumb is to provide one watering point for every 50 head of cattle or 300 sheep. This helps maintain animal condition and provides good grazing distribution across the pasture. In small, intensively grazed pastures, these ratios can be doubled.

Often the development of additional watering points will improve livestock distribution and productivity. New water sources can be developed by drilling wells, installing pumping units, constructing storage tanks and drinking troughs, constructing catchment reservoirs, and piping water to new locations. Each manager will need to determine what type of water development is most feasible economically. Managers should carefully select the location, number, and distribution of new watering points relative to existing ones within their pastures to improve animal distribution.

## Improving Animal Distribution

### Steps to Improve Animal Distribution:

#### 2. Increase the number of and/or change salt, mineral, and supplemental feed stations



- Salt, mineral, and other supplements can be strategically placed to increase livestock distribution across pastures
- Supplements should never be placed at the watering points
- Instead they should be placed at the farthest distances between watering points to encourage animals to move across the pasture

- Livestock usually move from water to grazing preferred areas and then to salt.



College of Tropical Agriculture and Human Resources  
University of Hawai'i at Mānoa

### **Salt, mineral, and supplemental feed stations.**

Careful placement of salt, mineral, and other supplements can be a great tool to obtain the desired distribution of grazing animals and can increase grazing capacity by as much as 20 percent. Livestock usually go from water to grazing and then to salt. Thus it is not necessary or desirable to place salt near watering points. In fact, strategically placing salt in grazing avoided areas is one means to entice livestock to use these areas. Desirable areas for salt grounds include ridges, knolls, benches, and gentle slopes away from water. In large pastures, salt should be placed at the farthest distance between watering points (0.5–1 mile).

## Improving Animal Distribution

### Steps to Improve Animal Distribution:

#### 3. Sub-divide large pastures with fence



Fences serve to:

- (1) control the movements of livestock,
- (2) regulate use among forage types or protect choice grazing areas for special use, and
- (3) separate range or pasture units for special management.



College of Tropical Agriculture and Human Resources  
University of Hawai'i at Mānoa

### **Fencing.**

Fencing is typically used to divide large range units into smaller units. In planning fence placement, the livestock manager should carefully consider the location, size, and shape of the grazing units as well as the direction of livestock rotation. Fences serve to (1) control the movements of livestock, (2) regulate use among forage types or protect choice grazing areas for special use, and (3) separate range or pasture units for special management.

Uniform grazing is difficult when several vegetation types (or range sites) occur in the same grazing unit. Separating large grazing units into several smaller units that are more or less similar greatly increases the uniformity of grazing. Utilization of less palatable forage species can be greatly increased by increasing the density of livestock on each unit for short periods.

## Improving Animal Distribution

### Steps to Improve Animal Distribution:

#### 4. Change the kind, class, or breed of grazing animal

Livestock can be classified based on their preferences for different forages.

1. grazers (cattle and horses) whose diet is dominated by grasses,
2. browsers (goats) who graze primarily on forbs and shrubs, and
3. intermediate feeders (sheep) with no particular preferences



Grazers

Intermediate Feeders

Browsers

Grass

Forbs

Shrub



College of Tropical Agriculture and Human Resources  
University of Hawai'i at Mānoa

### Kind, class, and breed of grazing animal.

Livestock typically fall into one of three groups based on their preferences for different forage types. These groups include grazers (cattle and horses) whose diet is dominated by grasses, browsers (goats) who graze primarily on forbs and shrubs, and intermediate feeders (sheep) who exhibit no particular preferences among grasses, forbs, or shrubs. Understanding these grazing preferences can help managers match the type of livestock to their range or pasture system. Moreover, multi-species grazing systems can be an effective management tool to control undesirable vegetation. For example, goats can be used to reduce cover of undesirable shrubs and encourage better production of grasses for cattle production.

Within a species, different types of animals use the rangeland or pasture system differently. For example, yearling cattle will use rugged terrain better and will range farther away from water than cows with calves. Likewise, some breeds of cattle will make better use of rough terrain than other breeds, and still others are more suited to dry country than others. Selection of the proper breed and type of cattle for your operation can be, therefore, an important decision.

## Improving Animal Distribution

### Steps to Improve Animal Distribution:

#### 5. Change the grazing system

- There are many different types of grazing systems.
- Factors to consider when selecting a grazing system:
  - climate
  - topography
  - vegetation
  - kind or class of livestock
  - wildlife needs
  - watershed protection
  - labor requirements
  - fencing and water development costs
- Some example grazing systems common in Hawaii....



College of Tropical Agriculture and Human Resources  
University of Hawai'i at Mānoa

### **Grazing systems.**

There are many different types of grazing system, and a full discussion of all the variations is beyond the scope of today's discussions. Comments here are limited to a brief description of the different systems typically used and conditions where they are most effective.

Factors that need to be carefully considered when selecting a grazing system include climate, topography, vegetation, kind or class of livestock, wildlife needs, watershed protection, labor requirements, and fencing and water development costs. Each type of grazing system carries with it a different set of costs for development and maintenance. Likewise each system requires a different level of labor input. Finally, there is no one system that is best in all situations.

## Improving Animal Distribution

### Steps to Improve Animal Distribution:

#### 5. Change the grazing system

Some examples of common grazing systems....

*Continuous grazing (continuous stocking, or set stock)*



Continuous grazed pasture

#### Continuous grazed vs rotational grazed



College of Tropical Agriculture and Human Resources  
University of Hawai'i at Mānoa

#### *Continuous grazing (continuous stocking, or set stock).*

A continuous grazing system is one in which the pasture is continually stocked with livestock. It is widely speculated that this type of grazing program results in overgrazing of desirable grasses, but this is not necessarily always true. The advantage of continuous grazing over other systems is also part of the problem. Under good management, continuous grazing allows the animals to select the most nutritious diet over the greatest period of time. Thus, their production relative to animals in other systems may be higher. However, this selectivity is typically problematic over the long term and often results in areas of overgrazing (preferred-use areas). These are in areas where forage, water, and cover are in close proximity (Fig. 5). This type of grazing system is most suited to areas where landscape features and the vegetation type, quantity, and quality are relatively uniform over large expanses. For example, this grazing system is typically used in dry desert environments where forage production is very low, such as west Texas. In this type of system, pastures need to be large and stock density needs to be very low to avoid over-utilization of grazing preferred areas. Very few areas are suited to continuous grazing.

## Improving Animal Distribution

### Steps to Improve Animal Distribution:

#### 5. Change the grazing system

Some examples of common grazing systems....

##### *Deferred rotation*

- System involves multiple pastures (2 or more) that are periodically or seasonally deferred from grazing (ungrazed for a particular season of the year) on a rotational basis.

Example: Merrill Three-herd, Four pasture Systems

Year 1

Season/Pasture	A	B	C	D
Jan - April	U	G	G	G
May -Sept	G	U	G	G
Oct. - Dec.	G	G	U	G

Year 2

Season/Pasture	A	B	C	D
Jan - April	G	G	G	U
May -Sept	U	G	G	G
Oct. - Dec.	G	U	G	U

U = Ungrazed/Deferred

G = Grazed



College of Tropical Agriculture and Human Resources  
University of Hawai'i at Mānoa

### *Deferred rotation.*

This system involves using multiple pastures (usually two, but sometimes more) that are periodically or seasonally deferred from grazing (ungrazed for a particular season of year) on a rotational basis. The period between deferments for a given pasture varies depending on the total number of pastures in the system. This system provides a better opportunity for preferred plants to maintain vigor than does continuous grazing. Typically this system is best suited to large operations with pastures having different seasons of production or different forage types.

## Improving Animal Distribution

### Steps to Improve Animal Distribution:

#### 5. Change the grazing system

Some examples of common grazing systems....

##### ***Rest rotation***

- Incorporates a 12 month rest period for one pasture while remaining pastures are grazed
- Pastures are alternately rested in successive years
- Best suited for medium to large operations with uniform forage type, production, and quality across all pastures
- Stocking rate is based on pastures used during the year (i.e. rested pasture is not included in determining ranch carrying capacity)



College of Tropical Agriculture and Human Resources  
University of Hawai'i at Mānoa

##### ***Rest rotation.***

This system incorporates a 12-month rest period for one pasture while the remaining pastures absorb the grazing pressure. However, the benefits from the year-long rest on one pasture may be lost to the extra use that occurs in the grazed pastures. Pastures are alternately rested in successive years. This system is best suited for medium to large operations that have relatively uniform forage type, production, and quality across all pastures. Annual stocking rates need to be estimated based on the pastures being utilized for any given year.

## Improving Animal Distribution

### Steps to Improve Animal Distribution:

#### 5. Change the grazing system

Some examples of common grazing systems....

##### *High-intensity-low frequency (HILF)*



System of rotation grazing involving:

- three or more pastures
- grazing periods of 1-2 weeks or longer
- non-use extending 45 days or longer
- HILF grazing systems often result in higher carrying capacity
- Well suited to humid rangelands with flat to rolling terrain



College of Tropical Agriculture and Human Resources  
University of Hawai'i at Mānoa

#### ***High intensity–low frequency (HILF).***

This system of rotation grazing typically involves three or more pastures, with grazing periods that are generally longer than two weeks and periods of nonuse extending beyond 60 days. An important feature of this grazing system is that it forces the livestock to use all of the available forages in the pasture more uniformly. This reduces the competition between palatable and less palatable forage species and prevents undesirable shifts in species composition. The extended periods of nonuse are intended to offset the heavy use levels that occur during grazing.

Animal performance under HILF grazing is reduced compared to animals on continuous grazing programs because their average diet is of lower quality. However, under the right conditions HILF can result in a higher carrying capacity, perhaps offsetting the loss in average animal performance. The HILF grazing system works best in flat, humid rangelands such as in the tropical and subtropical ranges where recovery from grazing is rapid (Fig. 6). HILF is not a suitable grazing system for rugged, arid rangelands.

## Improving Animal Distribution

### Steps to Improve Animal Distribution:

#### 5. Change the grazing system

Some examples of common grazing systems....

##### *Short duration (SD, SD-high intensity, cell grazing)*

Short duration grazing

- multiple pastures or cells
- short grazing periods (less than 5 days)
- 4 to 6 weeks non-use
- High stock densities improve:
  - water infiltration
  - increase mineral cycling
  - reduce animal selectivity
  - improve forage plant LAI
  - give more even use of the pasture system
  - increase the availability of green forage
  - reduce number of ungrazed plants.



College of Tropical Agriculture and Human Resources  
University of Hawai'i at Mānoa

##### *Short-duration (SD, SD-high intensity, cell grazing).*

Short-duration grazing systems typically involve multiple pastures arranged in a wagon-wheel pattern with water and livestock handling facilities located in the center of the wheel. However, SD grazing can be applied without the use of the wheel arrangement, which is now discouraged because of the large impact caused by concentrating animals continuously in the center.

Ideally, the grazing period for each paddock is short (five days or less) followed by four to six weeks of nonuse. Typically, livestock are moved more quickly during active growth periods than during slow growth or dormant periods. The high stock density (numbers of animals per unit area) is thought to improve

- water infiltration through animal hoof action
- increase mineral cycling
- reduce animal selectivity
- improve forage plant leaf area index
- give more even use of the range or pasture system
- increase the availability of green forage
- reduce the percentage of ungrazed plants.

Like HILF grazing, SD grazing works best in flat, humid regions with extended periods of plant growth. It is successfully utilized in Hawai'i on windward and low- to mid-elevation ranges. It is not suitable for windy, rugged ranges on the leeward slopes of the islands.

## Improving Animal Distribution

### Steps to Improve Animal Distribution:

#### 6. Range improvements



Application of Fertilizer

Prescribed Burning



College of Tropical Agriculture and Human Resources  
University of Hawai'i at Mānoa

#### Range improvements

Several techniques can be used to improve range or pasture condition, including fertilizer application, prescribed burning, mowing, inter-seeding with more desirable forage species, and irrigation. Often the additional costs associated with the implementation of one or more range improvement practice is offset by the increased grazing capacity of the range or pasture system. While the primary focus of implementing most range improvement practices is to increase the quality and quantity of forages available in the pasture, another equally important outcome is improved animal distribution.

The use of fertilizers to increase production and achieve a better animal distribution on range and pasture systems is well documented for most temperate systems (see Herbel 1963, Graves and McMurphy 1969, and Wight and Black 1979). Amendments also enhance the mineral cycling in the range or pasture ecosystem. In Hawai'i, the addition of small amounts of agricultural lime ( $\text{CaCO}_2$ ; 2.5 tons/acre) and nitrogen (69 lb/acre) are very effective in increasing production of desirable forages on former sugarcane and pineapple lands (Fig. 7). Strategic applications of soil amendments can be used to draw animals into areas that otherwise receive little or no use.

Prescribed burning is an effective tool to reduce old growth, burn out weedy species, and improve grazing distribution. The accumulation of litter in excess of 1600 lb/acre can cause a reduction in bacterial activity necessary for sustaining decomposition of organic matter in the soil due to reduced soil temperatures. Although slowed, the breakdown of that litter also ties up nutrients in the system so that they are unavailable for plant growth. Finally, a heavy accumulation of litter slows the cycling of nitrogen within the system. Burn prescriptions can be developed to remove litter build-up and, with proper time for recovery, increase the quality and quantity of forages in areas previously under-utilized. While the judicious use of fire has been shown to be effective in many regions of the world, it is not commonly used in Hawai'i. However, prescribed burning in Hawai'i has a great potential to be an important tool for managers interested in controlling many kinds of invasive species and improving pasture condition.

## Improving Animal Distribution


### Steps to Improve Animal Distribution:

#### 6. Range improvements

Seeding and inter-seeding of desirable forages:



Inter-seeding with Legumes  
(perennial peanut shown)



College of Tropical Agriculture and Human Resources  
University of Hawai'i at Mānoa

Inter-seeding desirable forages into range and pasture areas can be used to increase forage quality and quantity and encourage grazing in areas that receive little or no use. This practice has many of the same costs as mowing. However, it generally has a longer life. While the benefit of mowing is short-lived and must be repeated frequently, the benefits of inter-seeding can last for several years. The longevity of the seeding and how frequently it needs to be repeated depends on what is seeded. For example, seeding with annual forages must be repeated more frequently than seeding with perennial forages. Also, some forage species can persist for only a few years under grazing, while others may persist for decades. For these reasons, the costs and benefits of seeding various forages should be carefully evaluated.

## Improving Animal Distribution

### Steps to Improve Animal Distribution:

#### 6. Range improvements

- Mowing
  - used to remove old, poor quality forage
  - helps maintain pasture quality
  - Expensive (equipment, fuel, maintenance, labor)
  - period between mowing and grazing needs to allow for recovery of plant vigor
- Irrigation – not a common practice in Hawaii
  - If water is available can be used effectively to increase forage quantity and quality
  - Development of infrastructure has high initial costs



College of Tropical Agriculture and Human Resources  
University of Hawai'i at Mānoa

Mowing is commonly used to remove old, poor quality forage in guineagrass pastures. While this method helps managers maintain the quality of these pastures, the cost of equipment, maintenance (parts), fuel, and man-hours makes it one of the most expensive range-improvement techniques. It is most beneficial where stocking rates are insufficient to keep up with the rapid growth of the forages. Mowing can also be effectively employed to reduce the cover of undesirable shrubs and weeds.

Where mowing is used, the period between mowing and grazing needs to be long enough that forage vigor recovers. The grazing capacity of a mowed pasture should be based on the amount of new growth available. This will help insure a suitable grazing intensity and distribution and provide a more uniform allocation of forage quality and quantity for the grazing animals.

Irrigation of forages is not a common practice in Hawai'i. Still, where water is available, irrigation of rangeland or pastureland can dramatically increase the quantity and quality of forage available. Sources of irrigation water in Hawai'i include domestic water supplies, wells, rainfall catchments, and streams. Each of these sources has different associated costs. While drawing water from domestic sources may be less expensive to develop, it is a continual expense. On the other hand, the high initial cost of infrastructure development for wells and catchments is greatly reduced when spread over the lifespan of such developments.

Delivery of the water to the range or pasture system can be accomplished in a number of ways. Water can be transmitted from the source to the site of irrigation via pipe or ditches. It can be spread over the land surface via sprinklers, flooding, or by a series of spreader trenches. Obviously there are different costs associated with each system, and the manager needs to determine which would work best for the particular situation.

## Improving Animal Distribution

### Steps to Improve Animal Distribution:

#### 7. Construct artificial features to provide shade or protection from wind

- Second most critical element determining how an animal moves across the landscape is maintenance of thermal balance.
  - Construction of shelters provide livestock relief from sun and wind and will improve their performance
  - shelters can be used strategically to draw animals to low use areas
  - shelters can be constructed frame structures or planted shelterbelts



College of Tropical Agriculture and Human Resources  
University of Hawai'i at Mānoa

### Construction of shelters

Recall that the second most critical element determining how an animal moves across the landscape is the maintenance of thermal balance. Thus, while it is not common practice, the construction of shelters to provide livestock with relief from sun and wind will greatly improve their performance. In addition, shelters can be strategically placed in order to draw animals into areas that would otherwise receive little or no use. Many areas in the islands lack sufficient shelter for livestock. It is in these areas that the construction of shelters will have the greatest benefits relative to the initial costs of construction. Planted shelterbelts with various tree or large shrub species can also be used to provide adequate shelter for livestock.

## Summary

- Foraging behavior important consideration for grazing management planning.
- Livestock managers need to understand how animals utilize the landscape and factors that influence that movement
- This understanding will allow managers to improve grazing use and distribution in their pastures
- Many techniques to influence an animal's foraging behavior
- Managers need to consider the costs and benefits of techniques before implementing a practice



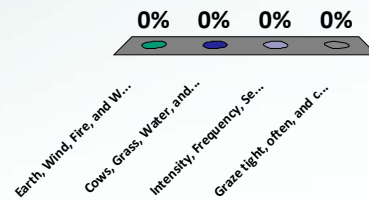
College of Tropical Agriculture and Human Resources  
University of Hawai'i at Mānoa

## Summary

Foraging behavior of livestock is an important consideration in the development of a grazing management plan. The livestock manager that fully appreciates how animals move across the landscape, and what factors influence those movements, will be able to capitalize on those factors to improve grazing use and distribution in their pastures. There are many techniques that a manager can use to influence an animal's forage behavior and achieve better distribution of animals. It is important that the manager carefully consider all the costs and benefits before implementing such practices. In this way a manager will be sure to choose only those practices that will fit their situation and provide the best return on their investment.

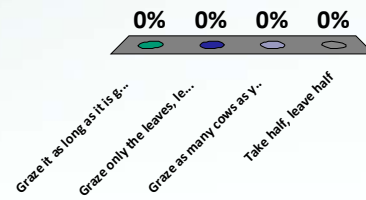
## What are the four grazing factors?

1. Earth, Wind, Fire, and Water
2. Cows, Grass, Water, and Luck
3. Intensity, Frequency, Season, Selectivity
4. Graze tight, often, and continuously and you don't have to worry about choosy animals



When determining the proper grazing intensity, what is the “Rule of Thumb” we use as a guideline?


1. Graze it as long as it is green
2. Graze only the leaves, leave the rest
3. Graze as many cows as you can for as long as you can.
4. Take half, leave half



College of Tropical Agriculture and Human Resources  
University of Hawai'i at Mānoa

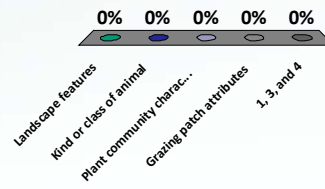
Factors that influence foraging behavior in livestock can be divided into spatial choices and forage species choices:

1. True
2. False



## Spatial choice is a function of...

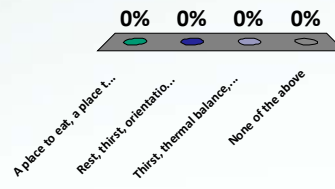
1. Landscape features
2. Kind or class of animal
3. Plant community characteristics
4. Grazing patch attributes
5. 1, 3, and 4



College of Tropical Agriculture and Human Resources  
University of Hawai'i at Mānoa

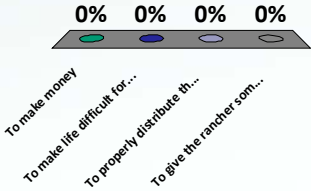
In order of importance, what are the five physiologic needs of the grazing animal?

1. A place to eat, a place to sleep, a place to pee, a place to stand, a place to be
2. Rest, thirst, orientation/predator avoidance, thermal balance, hunger
3. Thirst, thermal balance, hunger, orientation/predator avoidance, rest
4. None of the above




# What is the primary focus of the grazing management plan?

- 1. To make money
- 2. To make life difficult for the rancher
- 3. To properly distribute the grazing impact across the pasture
- 4. To give the rancher something to do



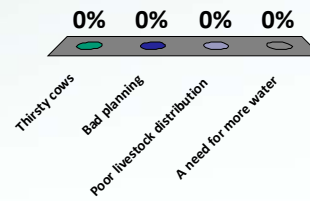
Which factor DOES NOT contribute to poor grazing distribution?

1. Distance to water
2. Proper placement of salt and minerals
3. Rugged topography
4. Diverse vegetation
5. Wrong type of livestock
6. Pests
7. weather



## Poor water distribution equals...?

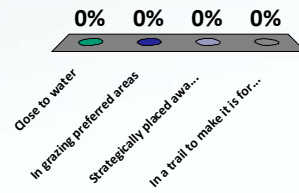
1. Thirsty cows
2. Bad planning
3. Poor livestock distribution
4. A need for more water



College of Tropical Agriculture and Human Resources  
University of Hawai'i at Mānoa

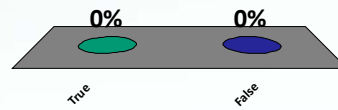
To improve grazing distribution salt and mineral feed stations should be placed where?

1. Close to water
2. In grazing preferred areas
3. Strategically placed away from water to encourage animals to move across the pasture
4. In a trail to make it is for the animals to find



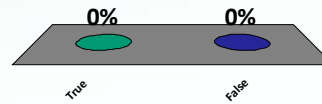
A continuous grazing system is better at distributing grazing across the pasture than a rotational system:

1. True
2. False



Constructing structures to provide shade and protection from wind is an economical means to improve animal performance and grazing distribution:

1. True
2. False



College of Tropical Agriculture and Human Resources  
University of Hawai'i at Mānoa